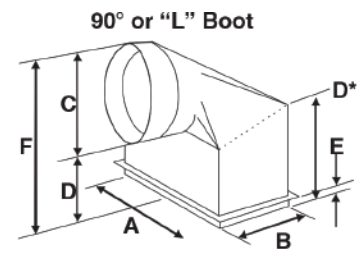




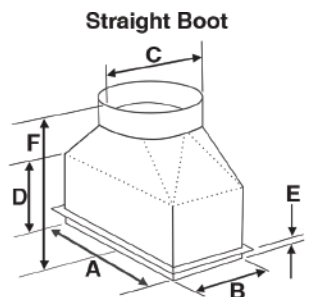
AVI - 50 With Boot

S
C
E
P
S

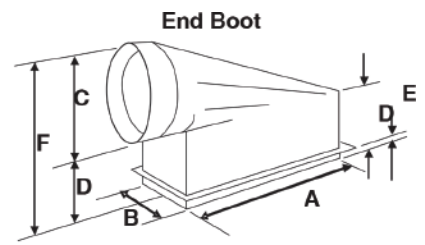
Series 50 CRD's are available with accompanying boots installed in 90° ("L"), straight, or end types and in flanged or non-flanged varieties.
 UL Classified - For use in UL 263 wood truss floor/ceiling and roof/ceiling assemblies rated 1 hour
 Approved for Use in **L-587*** Floor/Ceiling
P-556* Roof/Ceiling
 Incorporates UL 555C evaluated ceiling damper
 22 Ga CRD frame and blades, 28 Ga Boot
 Standard fusible link - 165° F (optional 212° F)
 Ceramic Thermal Blanket provided on units with CRD areas of greater than 84 sq. in.
 Available in sizes
 4" x 6" x 4" to 14" x 14" x 10"



- A = Boot Width
- B = Boot Height
- C = Inlet Diameter
- D = Throat Depth
- D* = Back Height = Throat Depth + 2" ("L" Boots only)
- E = Flange (Plaster Guard) Recess (If Ordered)
- F = Overall Height



- A = Boot Width
- B = Boot Height
- C = Inlet Diameter
- D = Throat Depth
- E = Flange (Plaster Guard) Recess (If Ordered)
- F = Overall Height (12" to 13 1/2") depending on requested size



- A = Boot Width
- B = Boot Height
- C = Inlet Diameter
- D = Throat Depth
- E = Flange (Plaster Guard) Recess (If Ordered)
- F = Overall Height (varies w/size)



This product meets the requirements for fire dampers established by:

UL Standards 555
NFPA Standard 90A
ICC Building Codes

Qty.	Damper Size		Fusible Link Temp (165°F) std.	Factory Boot Option					
	W	H		Type			Collar Size	Throat Depth	Flange
				L	S	E			

Part Number Format

